

Scaled data based on original data using
LM-79-08 Approved Method: Electrical and Photometric Measurements of Solid-
State Lighting Products

Test Report Prepared for
Cooper Lighting Solutions
(formerly Eaton)

Brand: McGRAW-EDISON

Report Number: P200317

Luminaire Tested: **GWC-AF-01-LED-E1-SLL-7050-800**

Issue Date: 3/3/2020

Test Information

Test Method: LM-79-08
Report Number: P200317
TEST IS SCALED FROM IESNA LM-79-08 TEST DATA (P24296)
Test Lab: INNOVATION CENTER P2
Issue Date: 3/3/2020
Manufacturer: COOPER LIGHTING SOLUTIONS (FORMERLY EATON)
Product Line: MCGRAW-EDISON
Catalog Number: GWC-AF-01-LED-E1-SLL-7050-800
Description: GALLEON WALL LUMINAIRE
(1) 70 CRI, 5000K, 800mA LIGHTSQUARE WITH 16 LEDS EACH AND SPILL LIGHT ELIMINATOR LEFT OPTICS
Light Source: -
Ballast/Driver: ELECTRONIC DRIVER

Summary

Lumens per Lamp: N/A
Luminaire Lumens: 4515 lumens
Efficiency: N/A
Efficacy: 102.6 lumens/watt
Luminous Opening: Rectangular (W 0.5' x L: 0.5' x H: 0')
IES Classification: Type IV - Short - Non-Cutoff
BUG Rating: B1 - U0 - G2

Input Watts (W): 44
Input Voltage (V): NR
Input Current (Ain): NR
Voltage Rise (V): NR
Power Factor: NR
Total Harmonic Distortion (THDi): NR
Frequency (hertz): 60
Stabilization Time: NR
Operation Time: NR
Ambient Temperature (°C): NR
Test Distance: 25 FT

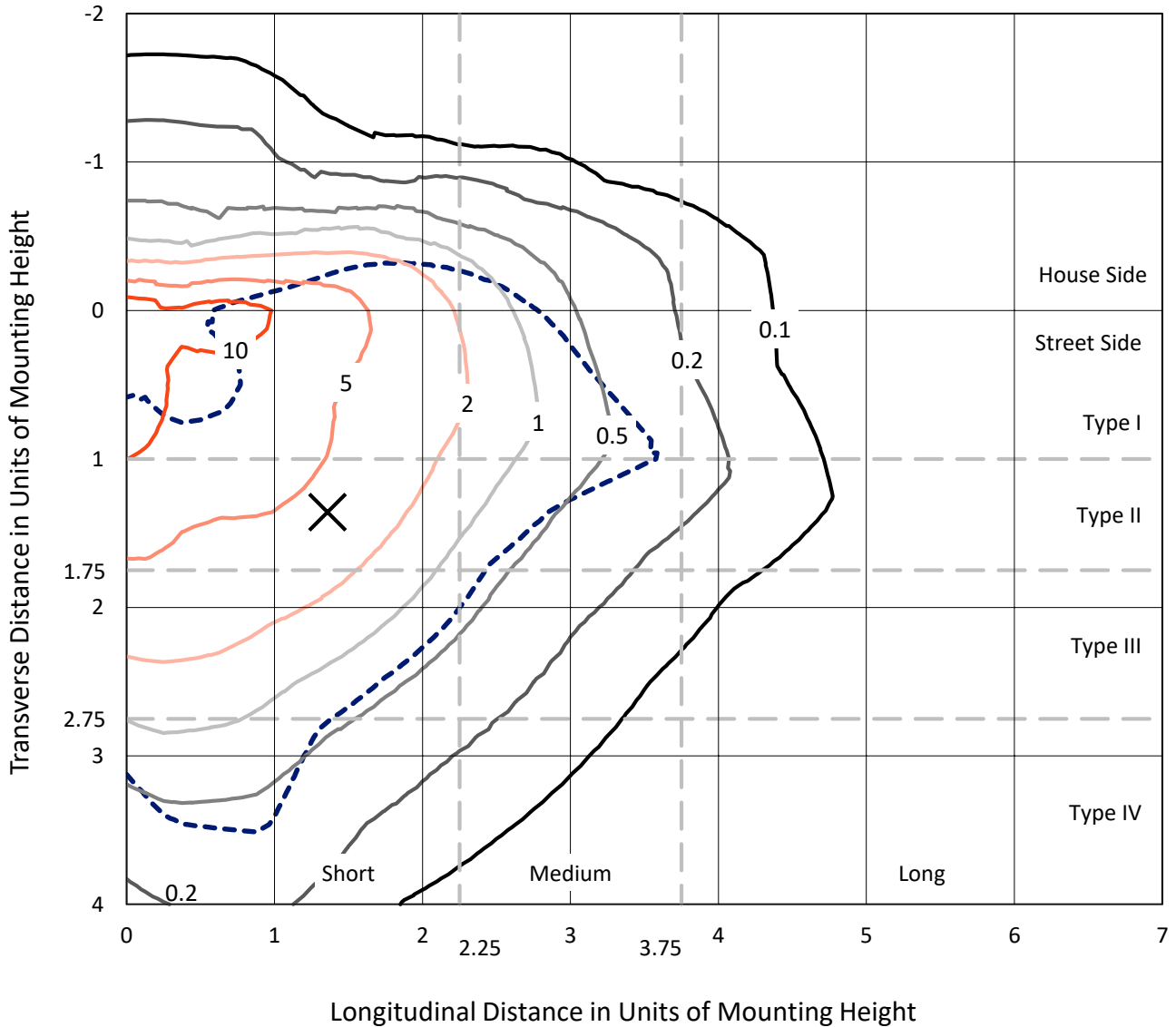


REPORT NUMBER: P200317

CATALOG NUMBER: GWC-AF-01-LED-E1-SLL-7050-800

Iso-Footcandle Lines of Horizontal Illumination

× Max cd
 - - - 1/2 Max cd

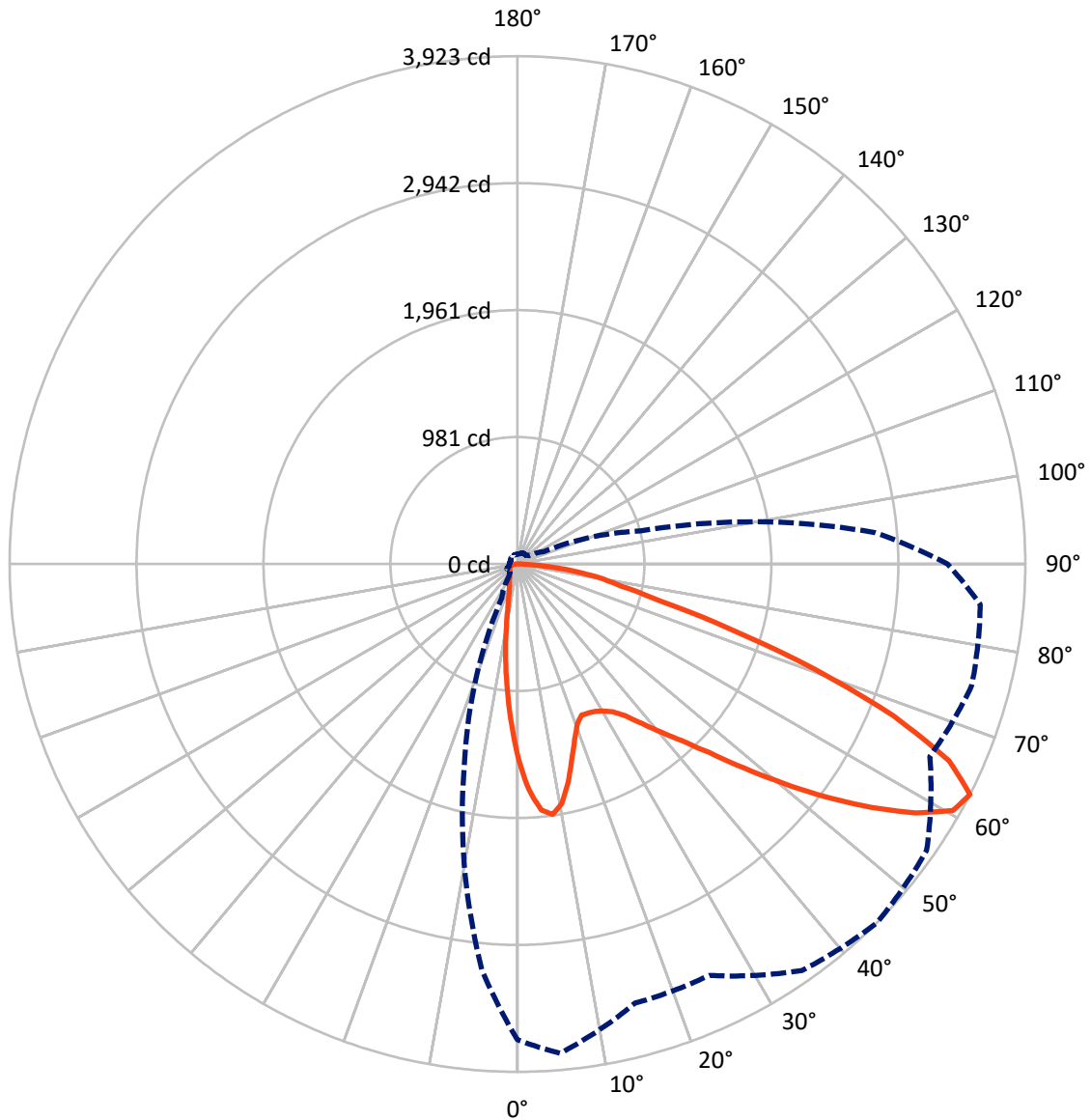


Based on 10 foot mounting height. Maximum calculated value = 18 fc
 Type IV - Short - Non-Cutoff

REPORT NUMBER: P200317

CATALOG NUMBER: GWC-AF-01-LED-E1-SLL-7050-800

Luminous Intensity Polar Plot



— Vertical Plane Through 45-Deg Lateral - - - Horizontal Cone Through 62.5-Deg Vertical

REPORT NUMBER: P200317

CATALOG NUMBER: GWC-AF-01-LED-E1-SLL-7050-800

FLUX DISTRIBUTION:

		Downward	Upward	Total
House Side	Lumens	747.2	0.0	747.2
	% Fixture	16.5	0.0	16.5
Street Side	Lumens	3767.8	0.0	3767.8
	% Fixture	83.5	0.0	83.5
Total	Lumens	4515.0	0.0	4515.0
	% Fixture	100.0	0.0	100.0

Coefficient of Utilization

ZONAL LUMENS:

Zone	Lumens	% Fixture
0°-10°	111.0	2.5
10°-20°	203.6	4.5
20°-30°	296.9	6.6
30°-40°	457.2	10.1
40°-50°	672.9	14.9
50°-60°	987.1	21.9
60°-70°	1103.4	24.4
70°-80°	540.2	12.0
80°-90°	142.6	3.2
90°-100°	0.0	0.0
100°-110°	0.0	0.0
110°-120°	0.0	0.0
120°-130°	0.0	0.0
130°-140°	0.0	0.0
140°-150°	0.0	0.0
150°-160°	0.0	0.0
160°-170°	0.0	0.0
170°-180°	0.0	0.0
0°-90°	4515.0	100.0
0°-180°	4515.0	100.0



REPORT NUMBER: P200317

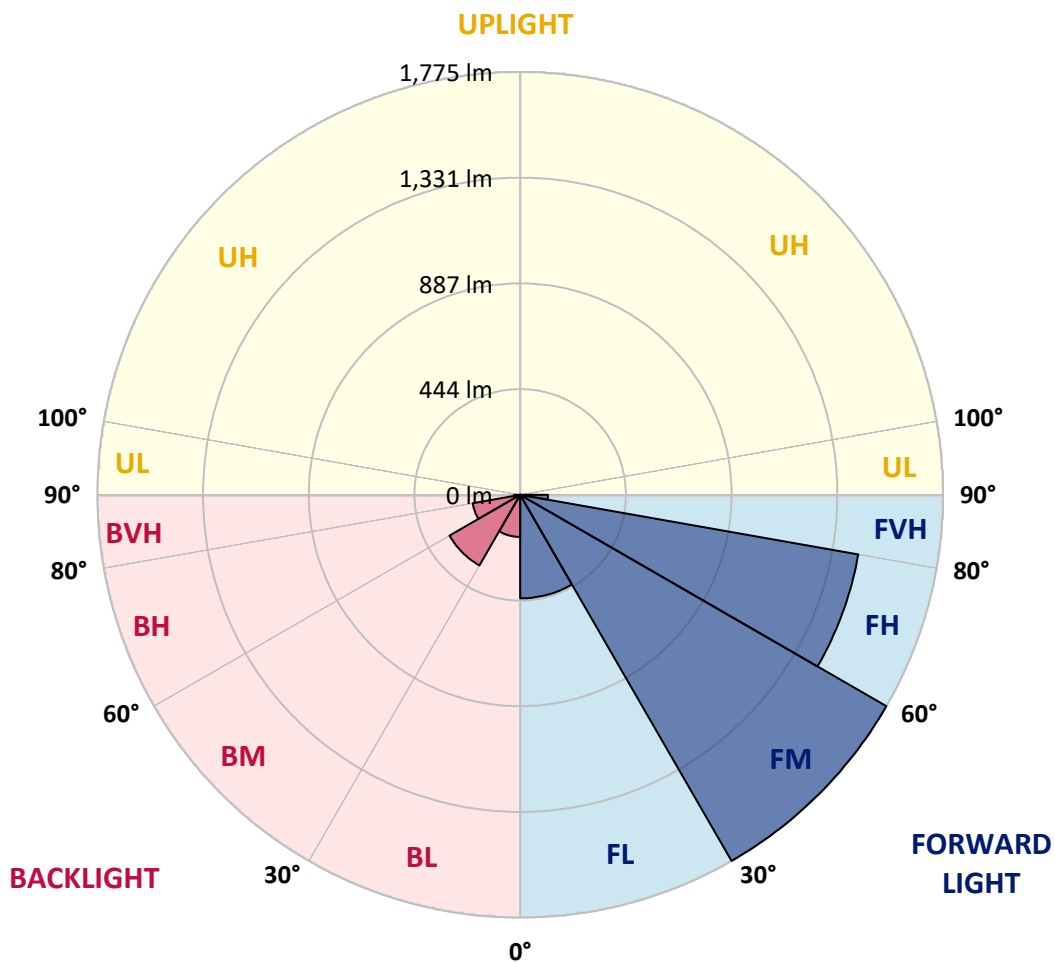
CATALOG NUMBER: GWC-AF-01-LED-E1-SLL-7050-800

LUMINAIRE CLASSIFICATION SYSTEM LUMEN TABLE AND BUG RATING:

Zone	Lumens	% Fixture	Zone Rating/Lumen Limit		
			B	U	G
FL (0°-30°)	434.8	9.6			
FM (30°-60°)	1774.9	39.3			
FH (60°-80°)	1441.0	31.9			G1/1800
FVH (80°-90°)	117.1	2.6			G2/225
BL (0°-30°)	176.8	3.9	B1/500		
BM (30°-60°)	342.3	7.6	B1/1000		
BH (60°-80°)	202.6	4.5	B1/500		G1/500
BVH (80°-90°)	25.5	0.6			G1/100
UL (90°-100°)	0.0	0.0		U0/0	
UH (100°-180°)	0.0	0.0		U0/0	

BUG Rating: B1-U0-G2

Type IV Short





REPORT NUMBER: P200317

CATALOG NUMBER: GWC-AF-01-LED-E1-SLL-7050-800

CANDELA DISTRIBUTION (FULL):

	0°	5°	15°	25°	35°	45°	55°	65°	75°	85°	90°
0°	1525.4	1525.4	1525.4	1525.4	1525.4	1525.4	1525.4	1525.4	1525.4	1525.4	1525.4
2.5°	1585.0	1610.3	1659.7	1696.7	1741.6	1752.0	1766.4	1752.3	1727.2	1693.9	1683.0
5°	1490.4	1544.5	1664.4	1769.9	1863.7	1907.4	1919.5	1883.6	1810.8	1715.3	1657.0
7.5°	1338.8	1415.7	1578.0	1733.4	1871.6	1953.3	1951.3	1867.7	1733.9	1578.3	1484.7
10°	1208.0	1295.8	1482.0	1655.7	1802.4	1881.6	1851.0	1744.1	1584.5	1405.3	1303.8
12.5°	1134.8	1220.9	1409.8	1584.2	1706.8	1734.1	1710.8	1606.1	1455.7	1274.5	1185.6
15°	1122.1	1216.7	1381.0	1522.9	1591.7	1567.9	1540.1	1493.1	1386.9	1232.3	1139.7
17.5°	1176.9	1281.2	1414.0	1480.2	1468.6	1427.1	1419.2	1424.4	1398.8	1279.2	1172.5
20°	1282.2	1407.3	1492.6	1460.1	1375.0	1317.9	1319.9	1399.6	1475.3	1398.1	1276.2
22.5°	1429.9	1572.6	1606.1	1470.8	1335.5	1267.8	1284.2	1413.2	1597.1	1571.8	1416.2
25°	1621.0	1751.0	1726.9	1509.5	1339.5	1274.0	1287.1	1460.4	1741.1	1745.6	1589.4
27.5°	1806.1	1926.7	1828.5	1560.9	1355.9	1288.6	1306.0	1534.6	1878.6	1934.2	1787.5
30°	1950.6	2034.5	1868.7	1607.8	1388.2	1317.2	1338.8	1605.1	1941.1	2061.5	1939.9
32.5°	2070.2	2130.5	1932.7	1665.9	1447.5	1362.1	1400.1	1690.7	2031.2	2182.6	2089.1
35°	2223.1	2240.2	2012.4	1730.7	1539.1	1440.3	1487.4	1774.6	2117.1	2305.0	2236.0
37.5°	2402.3	2380.2	2087.6	1819.3	1657.5	1562.6	1601.6	1866.7	2187.8	2443.7	2386.2
40°	2579.5	2526.4	2181.9	1956.8	1830.2	1706.8	1753.0	1965.0	2253.9	2582.7	2532.8
42.5°	2730.2	2651.5	2275.0	2107.9	1991.0	1865.9	1921.0	2064.0	2316.9	2701.4	2660.2
45°	2841.6	2743.8	2363.6	2253.1	2212.7	2077.4	2103.5	2177.4	2385.2	2800.4	2764.9
47.5°	2941.1	2836.6	2463.8	2399.6	2406.5	2352.4	2310.5	2309.5	2465.6	2881.3	2863.9
50°	3074.4	2965.4	2571.6	2550.5	2697.4	2661.4	2568.8	2463.6	2567.3	2973.1	2971.1
52.5°	3258.1	3169.5	2703.1	2713.0	2968.9	2992.5	2877.8	2648.7	2726.7	3141.7	3129.7
55°	3475.2	3423.6	2882.3	2899.9	3302.0	3318.9	3204.9	2880.3	2961.0	3385.6	3352.6
57.5°	3644.8	3633.8	3078.9	3124.3	3550.7	3626.6	3521.9	3148.4	3225.1	3591.1	3508.2
60°	3712.3	3765.1	3288.1	3350.6	3780.8	3864.9	3773.1	3383.9	3459.1	3676.3	3497.6
62.5°	3675.8	3793.9	3511.0	3505.8	3832.1	3922.7	3858.2	3514.9	3632.6	3588.4	3320.6
65°	3507.3	3690.4	3640.3	3465.8	3656.4	3663.9	3643.0	3456.4	3673.5	3310.7	2978.6
67.5°	3140.2	3403.8	3470.0	3123.3	3182.4	3134.0	3099.0	3135.7	3460.1	2894.5	2503.3
70°	2557.7	2954.3	2986.0	2498.1	2471.3	2438.8	2369.0	2570.8	3038.9	2372.3	1986.3
72.5°	1880.6	2297.5	2395.1	1832.2	1708.1	1714.8	1659.7	1937.4	2470.8	1762.2	1483.0
75°	1286.6	1663.7	1873.9	1278.5	1129.5	1132.3	1125.3	1372.8	1967.9	1225.8	1109.7
77.5°	939.9	1188.6	1413.2	859.5	834.4	819.0	815.3	960.5	1508.8	890.0	861.7
80°	754.3	878.1	949.3	595.7	640.6	639.4	618.8	660.4	985.3	651.0	644.6
82.5°	523.2	674.8	769.2	466.9	432.4	425.2	430.1	491.9	696.4	445.0	423.2
85°	276.0	448.2	761.7	413.7	256.6	204.8	254.6	402.8	603.4	235.8	206.5
87.5°	35.2	129.6	504.3	165.1	101.3	54.6	120.9	226.9	387.4	48.1	41.9
90°	0.0	0.0	0.0	0.0	0.0	0.0	0.0	0.0	0.0	0.0	0.0



REPORT NUMBER: P200317

CATALOG NUMBER: GWC-AF-01-LED-E1-SLL-7050-800

CANDELA DISTRIBUTION (continued):

	95°	105°	115°	125°	135°	145°	155°	165°	175°	180°	185°
0°	1525.4	1525.4	1525.4	1525.4	1525.4	1525.4	1525.4	1525.4	1525.4	1525.4	1525.4
2.5°	1655.0	1622.0	1578.8	1538.8	1497.4	1456.2	1402.3	1368.6	1345.2	1340.8	1330.8
5°	1614.8	1505.1	1422.2	1350.4	1285.4	1193.6	1142.7	1100.5	1077.9	1075.7	1070.2
7.5°	1429.4	1278.0	1166.0	1064.5	972.4	898.2	816.3	778.1	762.5	766.2	769.9
10°	1236.5	1067.2	938.7	834.9	753.8	691.2	625.5	581.0	550.2	544.0	542.8
12.5°	1095.5	909.9	785.0	711.8	649.0	590.2	520.5	468.1	428.1	414.5	405.3
15°	1036.0	832.9	702.1	623.2	554.0	479.3	414.5	359.6	322.9	311.0	304.3
17.5°	1048.6	811.6	645.1	544.0	455.4	377.5	295.8	248.9	226.9	221.1	221.1
20°	1115.1	807.6	597.9	471.1	360.6	270.3	203.3	176.5	169.3	168.5	170.5
22.5°	1208.5	821.5	562.7	407.8	280.2	197.3	158.3	148.4	145.2	145.9	148.2
25°	1347.5	868.4	537.1	351.4	219.9	161.6	141.2	135.3	133.8	135.8	138.5
27.5°	1512.3	915.3	521.2	309.0	185.7	147.7	134.3	128.1	129.1	131.5	134.0
30°	1657.0	953.8	496.1	278.7	175.0	148.4	134.3	125.8	124.8	125.3	126.1
32.5°	1786.8	979.9	466.9	249.9	150.9	131.8	125.3	124.1	118.6	116.7	116.9
35°	1898.7	979.9	449.2	233.1	135.3	116.9	106.5	100.3	97.5	97.8	100.5
37.5°	2006.7	960.3	440.5	223.6	126.8	111.2	102.0	96.5	92.8	92.1	92.6
40°	2102.0	931.7	430.6	219.7	120.4	107.7	99.0	94.6	90.6	89.4	89.6
42.5°	2178.4	908.6	419.7	214.4	116.4	105.2	97.0	93.1	88.6	87.4	87.1
45°	2261.1	901.0	405.3	204.0	118.4	105.5	96.5	92.3	87.9	86.4	85.9
47.5°	2370.0	925.0	390.4	191.6	122.6	106.7	97.3	92.3	87.6	86.4	85.9
50°	2507.3	981.6	371.5	173.5	118.4	110.2	97.0	91.6	87.6	86.4	85.4
52.5°	2683.5	1058.1	346.7	152.6	115.9	118.6	96.5	90.1	86.4	84.6	82.9
55°	2897.7	1120.6	317.2	135.5	110.2	116.4	95.8	88.4	84.4	81.9	80.4
57.5°	3054.5	1143.2	279.2	124.3	102.3	112.7	94.8	86.1	81.9	79.9	77.9
60°	3023.5	1099.5	247.2	117.4	97.5	101.8	94.1	84.1	79.7	78.2	76.4
62.5°	2775.1	985.3	226.6	114.2	94.6	92.8	94.8	82.2	77.7	76.2	75.7
65°	2402.5	816.8	218.4	113.4	92.1	87.6	88.1	79.9	75.5	74.2	73.7
67.5°	1981.8	659.2	211.2	115.9	88.9	83.9	81.4	76.9	73.2	72.0	71.0
70°	1562.9	548.3	208.0	114.4	84.9	80.2	77.4	73.7	70.5	69.2	68.5
72.5°	1258.6	463.1	206.3	112.9	79.7	75.2	72.7	69.5	66.0	65.5	64.8
75°	1065.0	364.1	188.9	108.2	73.7	69.2	67.5	64.5	61.1	61.1	60.6
77.5°	821.5	263.3	157.1	95.8	67.5	62.5	61.1	58.8	54.9	55.6	55.3
80°	606.8	171.8	122.9	79.4	59.8	55.1	54.4	52.1	47.9	48.9	48.9
82.5°	415.7	112.7	88.4	65.0	51.1	46.7	46.7	44.4	39.7	40.2	41.7
85°	208.7	77.4	66.0	50.4	39.7	37.5	37.5	35.7	31.0	31.3	33.3
87.5°	63.5	46.7	43.7	36.0	28.5	28.0	26.8	25.6	22.6	22.3	23.6
90°	0.0	0.0	0.0	0.0	0.0	0.0	0.0	0.0	0.0	0.0	0.0



REPORT NUMBER: P200317

CATALOG NUMBER: GWC-AF-01-LED-E1-SLL-7050-800

CANDELA DISTRIBUTION (continued):

	195°	205°	215°	225°	235°	245°	255°	265°	270°	275°	285°
0°	1525.4	1525.4	1525.4	1525.4	1525.4	1525.4	1525.4	1525.4	1525.4	1525.4	1525.4
2.5°	1315.7	1301.5	1284.4	1246.7	1234.0	1233.3	1244.7	1232.8	1255.6	1245.9	1256.6
5°	1061.0	1047.1	1028.0	979.9	950.6	930.7	921.3	893.5	913.6	899.0	911.1
7.5°	780.3	783.6	770.9	742.6	678.8	646.8	627.9	611.1	625.7	624.2	647.5
10°	548.5	557.2	548.3	519.7	468.1	450.5	453.9	460.7	479.8	489.7	525.7
12.5°	394.9	394.4	388.7	363.1	329.1	331.1	345.2	356.9	374.5	385.0	421.7
15°	294.9	290.4	287.9	267.1	247.7	251.9	258.9	260.1	271.3	277.5	307.3
17.5°	222.9	225.1	227.8	213.0	198.3	195.6	190.1	183.4	186.6	187.9	202.8
20°	177.0	185.9	192.6	182.2	167.3	159.3	152.4	147.9	147.9	147.7	151.9
22.5°	154.6	161.1	168.3	161.1	147.7	140.7	136.8	133.3	132.8	132.8	136.8
25°	142.5	147.2	154.1	149.2	139.2	134.0	130.3	125.8	124.1	123.6	126.3
27.5°	136.5	138.5	142.0	137.5	129.1	126.6	125.6	121.6	119.4	118.1	120.9
30°	126.3	125.8	126.1	121.6	114.9	114.7	116.4	117.1	116.4	116.2	120.4
32.5°	116.9	115.9	115.7	111.7	105.5	104.0	105.5	107.0	108.7	111.2	116.2
35°	105.0	107.5	109.0	105.5	98.0	93.6	91.8	89.1	87.6	87.6	93.3
37.5°	95.6	101.3	103.5	100.3	92.1	85.9	82.9	82.4	82.6	83.6	89.1
40°	92.3	96.5	98.5	95.3	87.1	81.4	79.7	79.2	79.7	81.2	86.6
42.5°	90.3	93.3	93.1	89.1	82.4	78.4	77.4	76.9	77.4	78.9	84.9
45°	88.6	90.6	88.6	83.9	77.7	75.7	75.9	75.7	76.2	77.7	83.4
47.5°	87.1	87.9	85.4	80.7	74.2	73.7	74.7	75.5	75.9	77.2	83.1
50°	84.9	84.9	82.6	77.7	71.2	71.5	72.7	74.5	74.7	76.2	80.9
52.5°	82.2	81.9	80.4	75.7	68.8	69.5	69.5	71.5	72.0	73.7	78.7
55°	79.9	79.4	78.7	74.2	66.5	67.8	67.0	67.8	69.0	70.7	76.2
57.5°	77.9	76.9	76.9	73.0	64.8	65.3	63.5	64.5	66.0	67.5	73.2
60°	75.9	75.0	75.5	71.2	62.0	61.6	60.8	62.8	63.3	65.0	70.7
62.5°	73.7	73.0	73.2	69.2	60.1	58.8	58.8	60.6	60.8	63.3	68.8
65°	72.0	71.0	70.7	67.3	57.8	56.3	57.1	57.8	58.3	60.8	66.0
67.5°	70.2	68.3	68.3	65.5	55.3	53.9	55.3	55.1	55.8	58.1	62.3
70°	68.0	65.3	65.5	64.3	52.9	51.1	52.4	52.1	52.6	54.1	58.3
72.5°	64.5	62.3	62.8	62.3	50.4	47.9	48.4	48.4	48.4	49.6	54.1
75°	60.1	58.3	59.8	61.1	47.4	43.9	44.4	44.4	43.7	44.4	49.9
77.5°	54.6	53.6	58.6	56.8	43.9	39.7	39.7	39.2	37.7	38.7	44.7
80°	48.6	47.9	54.1	47.7	40.0	34.5	34.0	32.8	31.3	32.0	38.0
82.5°	42.4	41.7	45.4	36.5	34.5	28.5	27.3	25.1	23.6	24.3	29.8
85°	34.7	34.7	35.0	27.5	26.3	21.8	20.4	17.4	15.6	16.1	21.3
87.5°	24.8	25.6	23.6	18.9	15.6	12.2	11.2	9.4	7.9	9.2	11.2
90°	0.0	0.0	0.0	0.0	0.0	0.0	0.0	0.0	0.0	0.0	0.0



REPORT NUMBER: P200317

CATALOG NUMBER: GWC-AF-01-LED-E1-SLL-7050-800

CANDELA DISTRIBUTION (continued):

	295°	305°	315°	325°	335°	345°	355°	360°
0°	1525.4	1525.4	1525.4	1525.4	1525.4	1525.4	1525.4	1525.4
2.5°	1311.2	1338.5	1369.5	1409.3	1443.3	1499.1	1552.7	1585.0
5°	980.4	1025.8	1082.4	1155.1	1222.9	1324.6	1425.6	1490.4
7.5°	701.6	750.3	811.4	902.2	998.0	1127.8	1261.3	1338.8
10°	580.5	630.4	681.8	743.1	821.5	962.8	1120.6	1208.0
12.5°	480.3	533.6	589.0	653.5	726.2	852.3	1034.2	1134.8
15°	367.6	427.1	492.4	574.1	665.2	810.9	1012.9	1122.1
17.5°	251.9	318.4	398.6	499.4	610.8	797.5	1051.1	1176.9
20°	173.5	221.9	307.5	425.7	559.7	795.7	1124.6	1282.2
22.5°	145.2	166.8	229.3	357.9	521.2	817.1	1238.5	1429.9
25°	134.3	147.2	183.2	299.1	493.2	866.2	1395.4	1621.0
27.5°	127.8	139.5	166.3	260.6	471.1	923.3	1548.0	1806.1
30°	130.3	142.2	161.6	241.0	441.0	970.9	1683.5	1950.6
32.5°	117.4	122.6	138.5	223.6	419.5	1010.9	1802.1	2070.2
35°	100.0	109.2	123.6	215.4	419.9	1037.7	1931.5	2223.1
37.5°	95.3	104.5	114.9	212.5	425.7	1066.2	2079.9	2402.3
40°	92.3	100.8	109.7	210.7	431.1	1092.3	2225.3	2579.5
42.5°	90.3	98.0	109.2	204.8	433.8	1115.6	2345.0	2730.2
45°	90.1	98.0	111.2	198.8	438.1	1140.7	2445.2	2841.6
47.5°	90.3	101.3	107.5	191.6	438.1	1182.7	2562.9	2941.1
50°	89.4	106.7	103.5	181.4	427.9	1262.1	2724.2	3074.4
52.5°	88.9	106.0	95.8	165.8	410.3	1388.2	2930.9	3258.1
55°	87.6	102.3	90.3	142.5	389.7	1525.7	3152.3	3475.2
57.5°	86.4	90.6	87.4	122.1	357.9	1622.5	3304.7	3644.8
60°	96.8	79.2	84.9	112.2	315.5	1649.0	3298.8	3712.3
62.5°	89.6	74.2	81.7	110.0	285.7	1574.6	3146.4	3675.8
65°	70.2	71.0	78.4	116.4	277.7	1377.2	2876.3	3507.3
67.5°	64.3	67.8	75.2	124.6	278.5	1102.7	2472.8	3140.2
70°	60.6	64.3	71.5	128.8	280.5	822.0	1955.0	2557.7
72.5°	56.3	59.6	67.3	129.6	267.6	597.2	1506.8	1880.6
75°	51.4	54.4	61.3	112.9	221.6	414.2	1152.6	1286.6
77.5°	45.7	47.9	53.9	87.1	164.6	265.1	865.2	939.9
80°	39.0	40.2	45.2	63.8	112.7	165.8	684.5	754.3
82.5°	31.3	31.8	35.0	47.9	73.2	106.5	458.4	523.2
85°	22.1	22.1	24.1	34.7	49.9	67.5	248.9	276.0
87.5°	10.4	10.7	10.7	19.1	26.1	34.3	57.3	35.2
90°	0.0	0.0	0.0	0.0	0.0	0.0	0.0	0.0

(END OF REPORT)